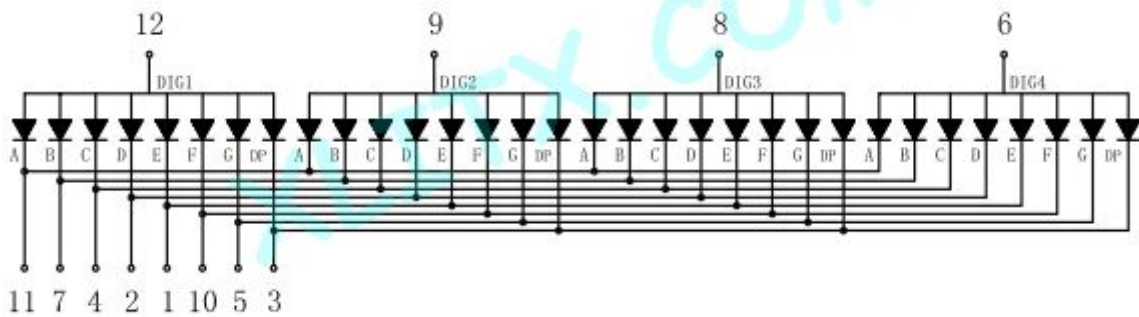
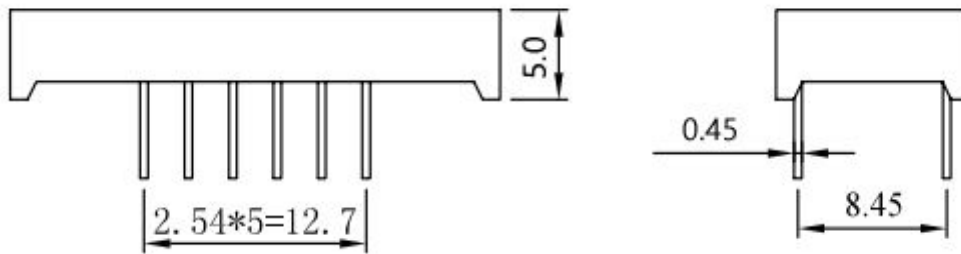
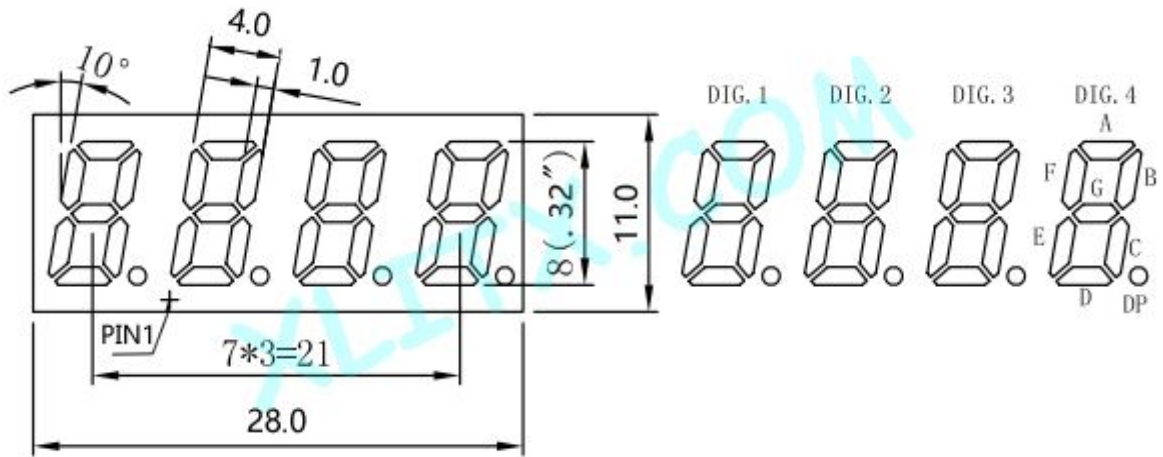




Model : 3241BGG
Size : 0.32-inch
Emitting color : Green
Mode : Common-Anode (CA)
Digit : 4-Digit
Category : LED 7-Segment Display
Maker : XLITX Technology

Prices : \$0.95 = 100 Pieces \$0.63 = 500 Pieces \$0.60 = 1000 Pieces (Free shipping)

Dimension & Diagram



Green Electro-Optical Parameter

1. Electro-Optical Characteristics(Ta=25°C)

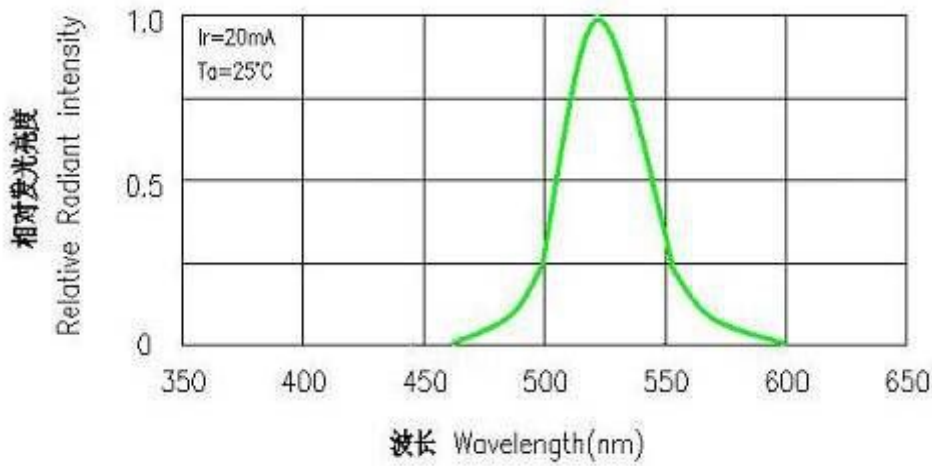
| PARAMETER | SYMBOL | DEVICES (Green) | | UNIT | TEST CONDIONS |
|---|-------------|----------------------|-----|---------|---------------|
| | | TYP | MAX | | |
| Peak Emission Wavelengrth | λ_p | 525 | | nm | IF=10mA |
| Forward Voltage | VF | 3.5 | | V | IF=10mA |
| Reverse Current | IR | | 50 | μ A | VR=5V |
| Segment To Segment (Dot To Dot) Luminonous Intensity Ratio | IV-M | 1.5:1 | | | IF=20 |

2. Absolute Maximun Ratings(Ta=25°C)

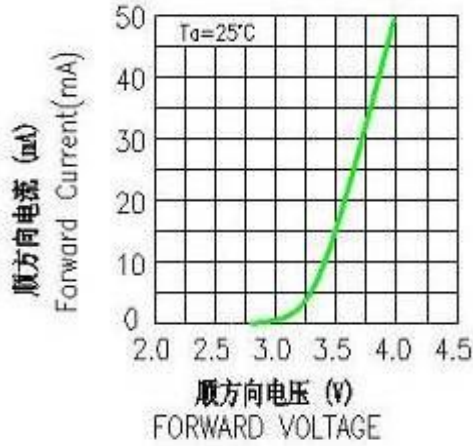
| PARAMETER | SYMBOL | DEVICES (Green) | UNIT |
|--|--------|--|-------|
| Power Dissipation Per Dice | pad | 52.5 | mw |
| Derating Linear From 25°C Per Dice | | 0.27 | mA/°C |
| Continuous Forward Current Per Dice | laf | 25 | mA |
| Peak Forward Ourrent Per Dice (Duty Cycle 1/10,10KHz) | lpf | 80 | mA |
| Reverse Voltage Per Dice | Vr | 5 | V |
| Operating Temperature | Topr | -20°C (to) +75°C | |
| Storage Temperature | Tstg | -20°C (to) +85°C | |
| Solder Temperature | | 1.6 Inch Below Seating Place for 5 seconds at 230°C | |

3. Electro-Optical Curve

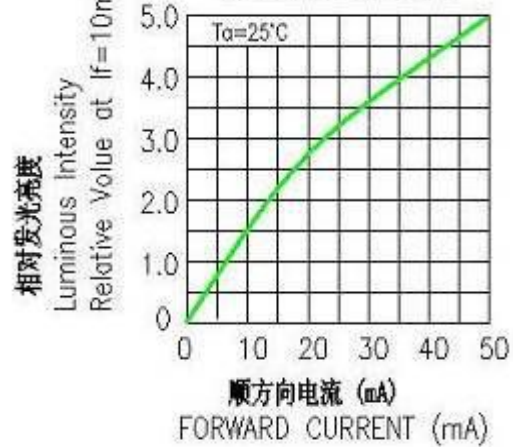
相对高度与波长 RELATIVE INTENSITY VS WAVELENGTH



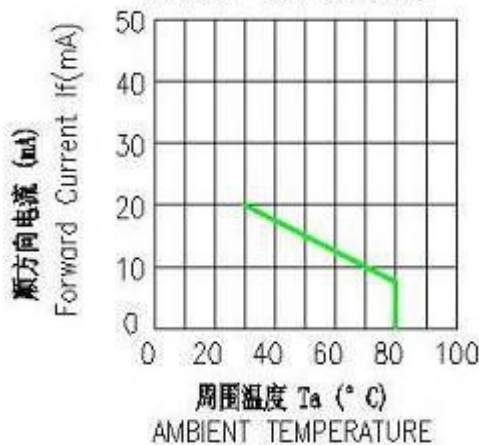
顺电流-顺电压特性
FORWARD CURRENT VS FORWARD VOLTAGE



相对光度-顺电流特性
LUMINOUS INTENSITY VS FORWARD CURRENT



允许顺电流-周围温度特性
ALLOWABLE FORWARD CURRENT AMBIENT TEMPERATURE



相对光度-周围温度特性
LUMINOUS INTENSITY VS AMBIENT TEMPERATURE

